



THE UNIVERSITY *of* NORTH CAROLINA
GREENSBORO

Interim Report:

***What do we know about notified offenders since OFDVI
implementation?***

November 2014

Prepared by: Stacy Sechrist & John Weil for HPPD review

Findings to Date About Notified Offenders

Please note that the findings in this report are based on offenders tracked as *notified* by HPPD. The notified offenders have been given that notification message by HPPD at the appropriate level as determined by their DV offense history. Offenders who have been notified are tracked in a spreadsheet maintained by HPPD.

The notified offenders were matched with their DV arrest histories where possible to allow for deeper level of understanding of reoffending after notification. DV arrest histories were not known for all notified offenders due to reasons such as the offender's prior arrests may have occurred out of HP's jurisdiction. For the majority of offenders, DV arrest history was known along with other demographic information such as age and sex, which were also used for a deeper understanding of the offenders.

DV arrest records were provided through April 2014. So, DV arrest history through April 2014 is all that is known for the notified offenders in this report. Any findings based on DV arrests occurring after April 2014 are not accounted for in this report. Arrest history for crimes that were not IP DV was not available for analyses.

In preparing for the analyses phase, we encountered instances in which arrests were made, but offenders were not notified. We also encountered instances in which it appeared that a notified offender reoffended, but the re-offense was not tracked in the notified offender spreadsheet maintained by HPPD. A list of over 300 "problem" offenders was identified and sent back to HPPD for reconciliation. This allowed a level of quality assurance for HPPD in its notified offender tracking database and allowed us greater confidence in the findings presented in this report. Based on the reconciliation process, HPPD has implemented a new arrest code strictly for IP DV arrests so that non-IP DV arrests could be separated from IP DV arrests. This enabled for more reliable tracking of offenders and assured that IP DV arrests could easily be quantified as distinct from general DV arrests.

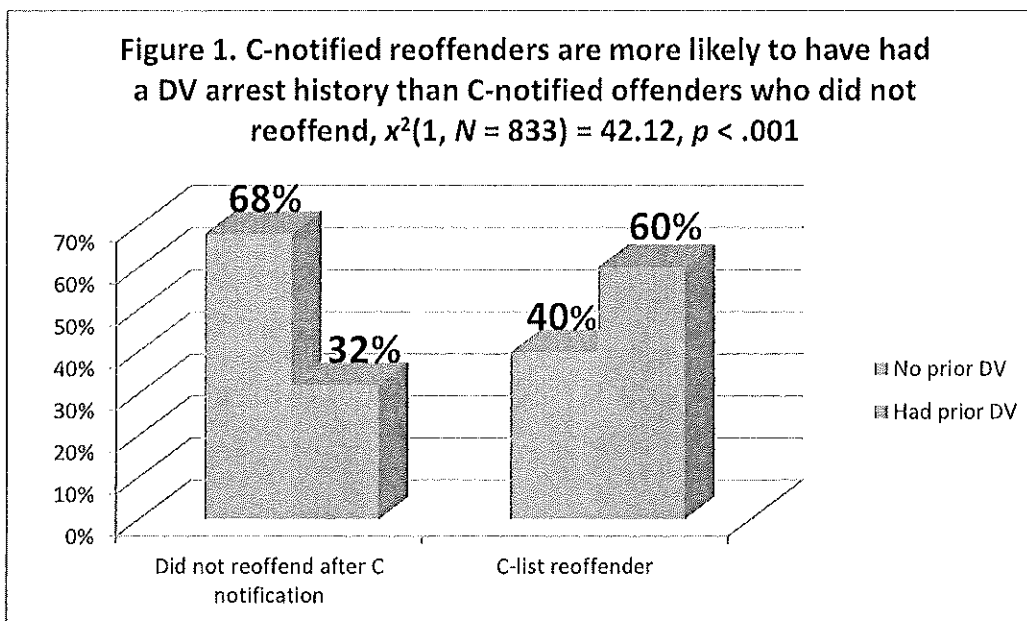
In this report, we refer to "the database" which includes a merger of the notified offender list as provided by HPPD and all DV arrests that have occurred in High Point since 1997. The merged database is what was used in the analyses used to determine findings presented in this report. Statistical analysis techniques were conducted where appropriate to determine whether significant differences exist between two groups (i.e., between reoffenders and non-reoffenders). In interpreting whether a difference/association between two groups is *statistically significant*, we use what is known as a *p-value* which is reported throughout this report. Generally, a statistically significant *p-value* accepted within the scientific community is $p \leq .05$. This means that there is a very small probability that the difference/association we see between two groups happened by chance alone; it must be due to some real difference/association between the groups. The smaller the *p-value*, the less likely it is that the result we are examining happened by chance.

We begin this report by examining the C-list offenders because they are the largest group of notified offenders and more is known about them in general. We then examine the D-list offenders and finally the B-list offenders. The B-list offenders represent the smallest offender group and therefore due to the small sample size, we can infer less about this group as compared to the C & D-notified offenders.

What do we know about C list offenders?

- There are 883 offenders who have been C-notified in the database.
 - Of C-notified offenders where Sex was identified (n=878), most were male (77%; n=673) while 23% (n=205) were female.
 - Of C-notified offenders where Birth Date was identified *and* DV arrest history was known (n=826), the minimum age of arrest at 1st DV offense was 16 years and maximum age was 85 years. The average age of arrest at 1st DV offense was 32 years.
 - The average age of offenders at the time of C-list notification was 34 years, with minimum age of 16 years and maximum age of 85 years.
- Of the 883 C-notified offenders, DV arrest history was known for 833 offenders. The C notification offense was the FIRST DV offense for most offenders (n=518; 62.1%). This means that the remaining offenders had at least 1 prior DV offense prior to being C-notified (n=315; 37.8%).
 - No prior DV offenses: n = 518; 62.1% of all C-notified offenders where DV arrest history was known (*these are the true first time C-level offenders*)
 - 30% of true 1st time C offenders were female and the average age at C-notification arrest was 33.1 years. **It would be interesting to see how these true 1st time offenders may otherwise differ from offenders on the C-list who have a past DV arrest history. In particular, we would be interested to know about the other types of criminal behavior history these 1st time offenders may have had.*
 - 1 prior DV offense: n = 158; 19.0% of all C-notified offenders where DV arrest history was known
 - 2+ prior DV offenses: n = 157; 18.8% of all C-notified offenders where DV arrest history was known
 - Of the 315 C-notified offenders with a DV offense prior to C notification, the average number of prior offenses was 2. The most prior DV offenses a C-notified offender had was 15.
- Most C-notified offenders have not reoffended with a new DV offense since notification.
 - 730 (82.7%) did not reoffend with another DV offense.
 - 153 (17.3%) did reoffend with another DV offense.
- The average time to reoffend after C notification was 194 days with the longest time to re-offense being 695 days and shortest time to re-offense being 2 days. **It would be interesting to know if a longer time to re-offense is due to actual behavioral change (i.e., the offender truly did not commit an act of DV) or due to the offender being incarcerated or otherwise being unable to perpetrate DV behavior.*
 - 16.3% (n = 25) reoffended in 30 days or less.
 - 43.8% (n = 67) reoffended in 31-200 days.
 - Note: the 6-month recidivism rate for C-notified offenders is about 11% (25+67=92; 92/833 = 11%)
 - 39.9% (n = 61) reoffended in 201+ days.
 - Note: the 1-year recidivism rate for C-notified offenders is about 15%.

- Reoffending after C notification was significantly associated with having had a DV offense prior to C notification, $\chi^2(1, N = 833) = 42.12, p < .001$. See Figure 1 below.



- In fact, C-list reoffenders had statistically significantly more DV arrests before C notification ($m = 1.35$) as compared to non-reoffenders ($m = .67$), $t(831) = -5.27, p < .001$.
- C-list reoffenders had on average more total DV offenses in their entire DV arrest history ($m = 3.68$) as compared to non-reoffenders ($m = 1.67$), $t(834) = -14.47, p < .001$.
- C-reoffenders averaged just over 1 additional DV arrest after C notification. However, the greatest number of reoffenses after C notification was 8.
- Non-reoffenders after C notification were statistically significantly older at time of 1st DV arrest than reoffenders, $t(824) = 2.38, p = .018$. Average age of reoffenders at time of 1st DV arrest was 30.1 years whereas average of non-reoffenders at time of 1st DV arrest was 32.5.
 - However, there was no statistically significant difference between age of the offender at time of C notification for reoffenders and non-reoffenders, $t(881) = 1.26, p = .209$. See Figure 2 below.
- Male offenders who were C notified were more likely to reoffend after notification than female offenders, $\chi^2(1, N = 878) = 4.89, p = .027$. For C-notified males, nearly 19% reoffended after notification. For C-notified females, only 12% reoffended after notification.
- There are 136 offenders who picked up a DV charge since the strategy started in 2012 but who were not C-notified for various reasons. Reasons included that the magistrate released the offender on a written promise to appear; the offender was arrested during a weekend and released prior to being notified; and a few others. These offenders were considered as a C list "control group", but right now this group looks different compared to the majority of actual C-

notified offenders. For example, most of the offenses committed by the unnotified C group were more recent than those offenses that comprise the bulk of the actual C-notified group.

- Only 4 (2.9%) of the 136 unnotified C offenders have reoffended. This doesn't mean much though because most have offended relatively recently so they have not had enough time to reoffend as compared to the other actual C-notified offenders who received the message.
 - Of the 4 reoffenders, 50% reoffended in less than a year and 50% reoffended after a year.
- Most of the unnotified C offenses occurred from June 2013 forward. The greatest number of unnotified offenses occurred in Nov. 2013 (n=18; 13.2%) and Feb. 2014 (n=16; 11.8%).
- Only 16.9% (n = 23) of the unnotified group had a prior DV arrest history. This is in comparison to 37.8% of actual C notified offenders. This presents another difference between this group and the actual C-notified group which would make using this group as a control group problematic.
- Of those unnotified offenders whose Sex was identified in the database, 82 (62%) were males and 51 (38%) were females. Therefore, the unnotified group had more females as compared to the actual C-notified group (38% vs. 23%). Again, this difference would make using the unnotified group as a control group problematic.

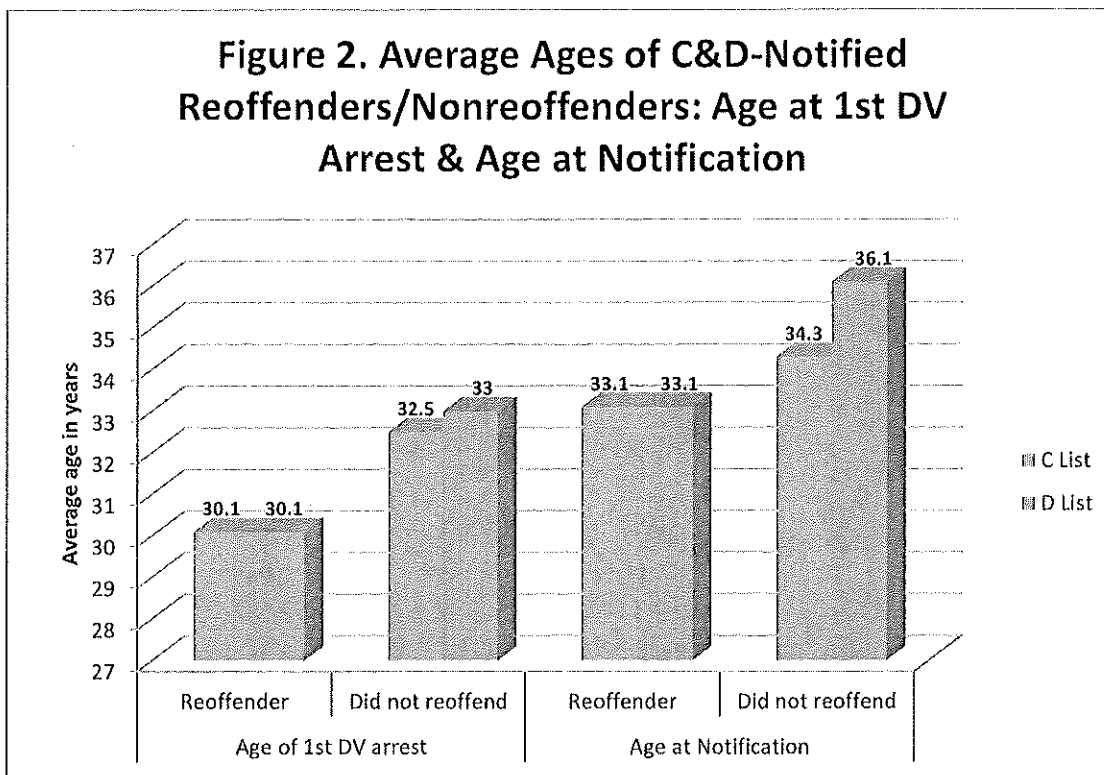
Same-sex relationships with dilemma?

- 36 offenders in the database were both D and then C notified due to re-offense.

What do we know about D list offenders?

- There are 201 D-notified offenders in the database.
 - Of all D-notified offenders, 64.7% (n=130) did not have a prior DV history. The remaining 71 D-notified offenders (35.5%) had at least one DV arrest prior to their D notification.
 - The average age of offenders at the time of D notification was 35.5 years with the oldest being 67 years old and youngest being 18 years old.
 - 68.7% of D notified offenders were males and 31.3% were females in cases where offender Sex was identified.
- Another 83 offenders were unnotified D offenders meaning that the D notification message was never given to the offender though the offender met the criteria for the D notification. This is presumably due to the offender refusing the message or an officer being unable to locate the offender to deliver the D notification. 13 (15.7%) of those 83 unnotified D offenders were later C-notified meaning that they were arrested for a DV crime at some time after qualifying for the D list.
- Of the 201 D-notified offenders, 156 (77.6%) did not reoffend after D notification. 45 offenders (22.4%) did reoffend after D notification.
- The average time to re-offense after D notification was 206 days, with the shortest time to re-offense being 3 days and longest time to re-offense being 671 days.
 - The 6-month recidivism rate for D-notified offenders is about 12%.
 - The 1-year recidivism rate for D-notified offenders is about 16%.

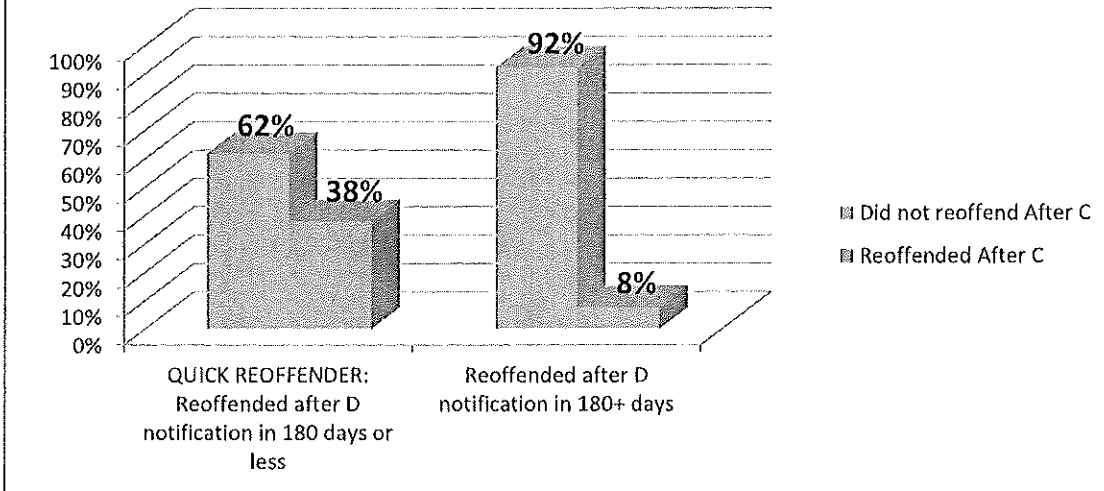
- D-notified reoffenders tended to be slightly younger at time of notification ($m = 33.1$) as compared to non-reoffenders ($m = 36.2$), though this difference did not reach statistical significance, $t(193) = 1.71, p = .089$. Similarly, age at 1st DV arrest for reoffenders was younger ($m = 30.9$) than for non-reoffenders ($m = 33.0$). Again, this difference did not reach statistical significance, $t(95) = 1.17, p = .246$. See Figure 2 below.



- D-notified reoffenders were slightly more likely than those who did not reoffend after D notification to have had a DV arrest history, though this finding was not statistically significant. Only 32.7% of those who did not reoffend after D notification had a prior DV arrest history as compared to 44.4% of those who did reoffend after D notification.
 - Also, D-notified reoffenders had more DV arrests prior to notification ($m = 2.7$) than non-reoffenders ($m = 2.09$), though this difference was not statistically significant, $t(95) = -1.68, p = .096$.
- If an offender quickly reoffended after D notification, they were more likely to re-offend after C notification, $\chi^2 (1, N = 34) = 3.81, p = .05$. See Figure 2 below.
 - 38% of *Quick Reoffenders* (defined as reoffending in 180 days or less after D notification) went onto to reoffend after C notification, whereas only 8% of offenders who reviolated after 181 days or more went onto to reoffend after C notification.

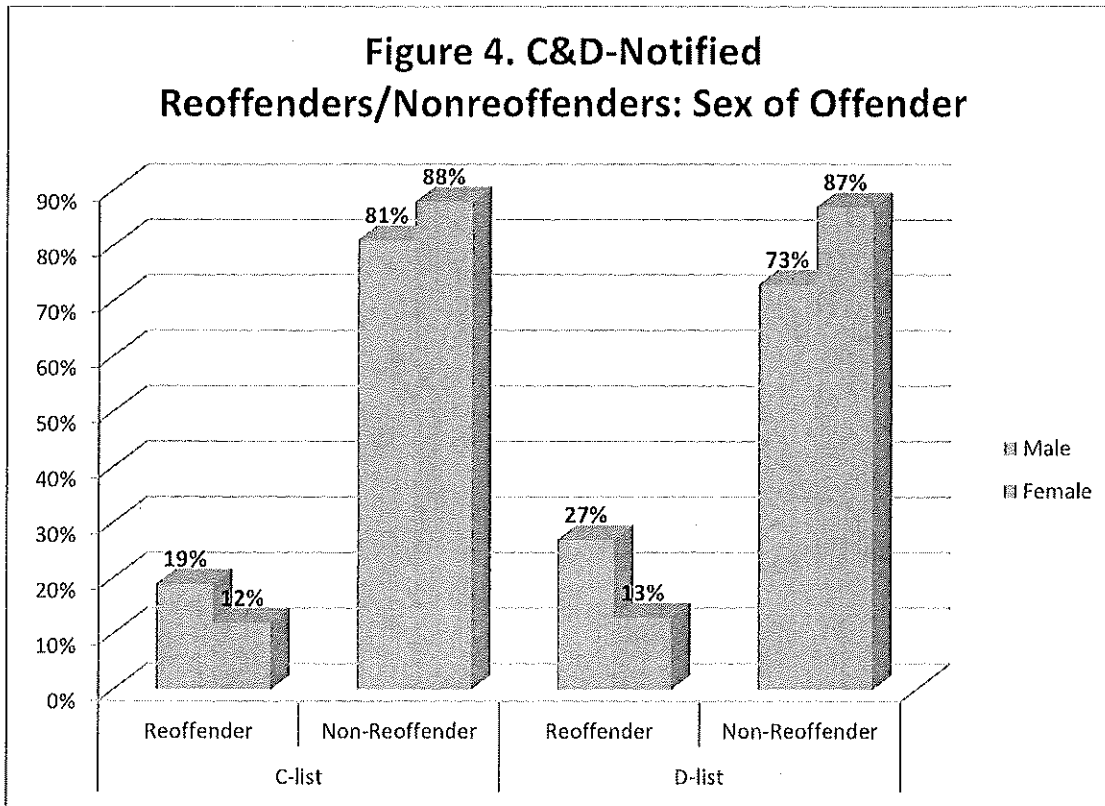
Figure 3. Quick reoffending after D notification is associated with the likelihood of reoffending after C notification,

$\chi^2 (1, N = 34) = 3.81, p = .05$



- Like with C-notified offenders, Sex of the offender was associated with likelihood to reoffend after D notification, $\chi^2 (1, N = 201) = 5.28, p = .022$.
 - 27% of D-notified males reoffended after notification as compared to only 12.5% of D-notified females. See Figure 4 below.

**Figure 4. C&D-Notified
Reoffenders/Nonreoffenders: Sex of Offender**




How likely are 1st time offenders to reoffend after receiving the C-notification message as compared to 1st time offenders in years past? *Note: not all C-notified offenders were actually 1st time offenders. 315 C-notified offenders (37.8% of all C-notified offenders) had at least one prior DV arrest.*

- In order to answer this question, we used only 518 C-notified offenders who had no prior DV arrest history.
- We looked at first-time offenders in each year dating back to 1997.

Figure 5. Percentage of first time offenders in each year who reoffended within 6 months

Note: 1st time offenders in 2012-2013 include only those where C-notification was given.



0

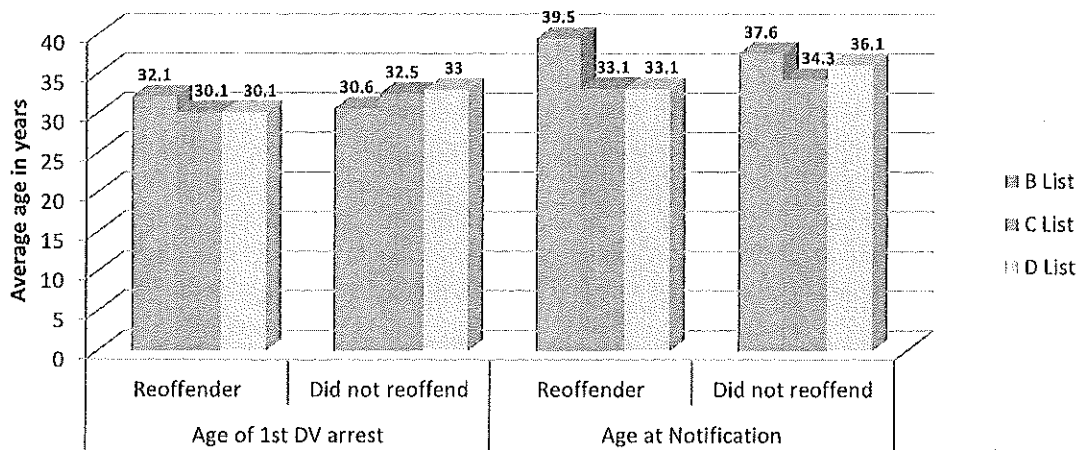
What do we know about B list offenders?

- There are 49 offenders who have been B-notified in the database. The last B notification date included in the database was Sept. 16, 2014 (though not all offenders notified through Sept. 16, 2014 are included). Arrest records were only available through April 2014, so therefore, only B-notified offenders notified through the end of 2013 will be used to examine recidivism trends.
 - An additional 14 offenders were intended to be B-notified for the very first call-in held on Feb. 20, 2012. However, those 14 offenders refused or no-showed the call-in and therefore were not considered to be officially B-notified.
 - 3 of the 14 (21.4%) unnotified B offenders were arrested for a DV offense after what should have been their notification date.
 - Of B-notified offenders where Sex was identified (n=47), most were male (92%; n=43) while 8% (n=4) were female.
 - Of B-notified offenders where Birth Date was identified *and* DV arrest history was known (n=46), the minimum age of arrest at 1st DV offense was 13 years and maximum age was 55 years. The average age of arrest at 1st DV offense was 30 years.
 - The average of offenders at the time of B-list notification was 37 years, with minimum age of 19 years and maximum age of 56 years.
- Of B-notified offenders whose arrest histories were provided in the database (n=43), the average number of prior DV offenses before B notification was 4, with the greatest number of prior DV offenses being 13.
 - 20 of the 49 B-notified offenders (41%) were also previously C-notified. This means that 41% of B-notified offenders were reoffenders from the C-list.
- Most B-notified offenders (who were notified prior to 2014; n=36) have not reoffended with a new DV offense since notification.
 - 28 (77.8%) did not reoffend with another DV offense.
 - 8 (22.2%) did reoffend with another DV offense.
- The average time to reoffend after B notification was 154 days with the longest time to re-offense being 371 days and shortest time to re-offense being 8 days.
 - 12.5% (n = 1) reoffended in 30 days or less.
 - 50% (n = 4) reoffended in 31-200 days.
 - Note: the 6-month recidivism rate for B-notified offenders is about 14%
 - 37.5% (n = 3) reoffended in 201+ days.
 - Note: the 1-year recidivism rate for B-notified offenders is about 19%.
- Given that the number of total B reoffenders is small (n=8), we cannot use statistical analyses due to the small sample size to infer much about the sample in terms of statistical significance. However, we can look at the descriptive statistics to describe what the reoffenders look like.
 - Of the previous C-notified offenders who were later B-notified before 2014 (n = 8), only 1 of the 8 (12.5%) went onto to reoffend after B notification.
 - This 1 reoffender had many telltale signs as far as risk of reoffending: This 1 reoffender went onto to commit 5 new DV offenses after B notification. Their 1st

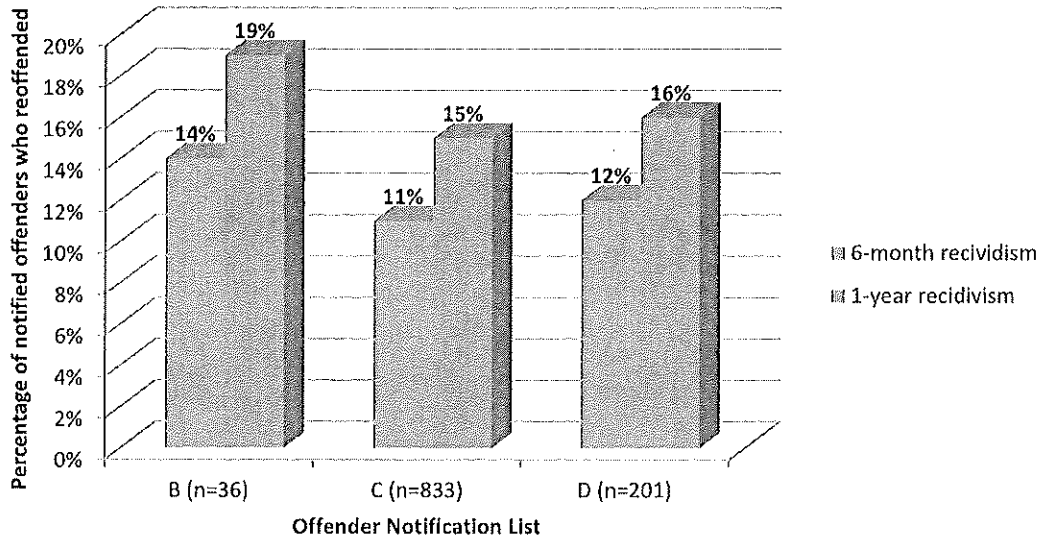
re-offense after B notification occurred just 8 days post-notification and the offender had 4 DV offenses prior to C notification.

- The average age of 1st arrest for B reoffenders was 32 years.
- The average age at notification for B reoffenders was 39.5 years.
- The average number of DV offenses prior to B notification for B reoffenders was 5.29.
- See Figure 6 below for a graphic representation of how the B-notified reoffenders compare to C & D-reoffenders in terms of age at 1st DV arrest and age at notification.
 - Overall the B-notified offenders group is a little older at the time of notification as compared to the C & D offenders. This makes sense given that an offender has to have accrued a significant criminal record including DV offense history to qualify for B-level notification.

Figure 6. Average Ages of Notified Reoffenders/Nonreoffenders: Age at 1st DV Arrest & Age at Notification



**Figure 7. Recivism Rates for Notified Offenders:
6-months and 1-year**



Summary Points:

- Figure 7 shows the 6-month and 1-year recidivism rates across levels. These rates are terrific as compared to recidivism rates resulting from other types of interventions which have been presented in the literature.
- There are patterns in the offender data that could potentially lead to changes in messaging and/or processes to intervene earlier with offenders who are likely to reoffend.
- The DV background of an offender matters! DV arrest history is an important predictor of the trajectory of the offender.
 - Knowing an offender's history before notification may be important in crafting the messaging. If he/she has a DV history, they are more likely to reoffend than someone with no DV arrest history (for both the C & D lists). Can the messaging or process be tweaked in some way to intervene based on the offender's arrest history?
 - For example, maybe D-list offenders who have a past history of DV arrests get the C-list notification message which would include a detailed overview of their arrest history much like Detectives do in the jail with C-list offenders along with the promise of C-level sanctions for reoffending.
- Someone who reoffends quickly after notification (usually within 180 days) is likely to continue to escalate through the notification levels. For example, offenders who quickly reoffend after D notification are also likely to be C-level reoffenders.
 - Can the process take into account quick reoffenders? For example, would it be possible to place a quick D-reoffender directly on the B list for the more intense notification message?
- Other potential risk factors for reoffending:
 - Being male
 - Being young (especially for C-level offenders)
 - Being an offender who qualifies for D notification, but could not be reached for D notification and therefore goes unnotified
- Some offenders are going unnotified for various reasons. Are there processes/mechanisms in place to ensure that offenders who commit DV in High Point can and will be notified appropriately?