

Libby

OverDrive's One-tap, Mobile App to access the North Carolina Digital Library

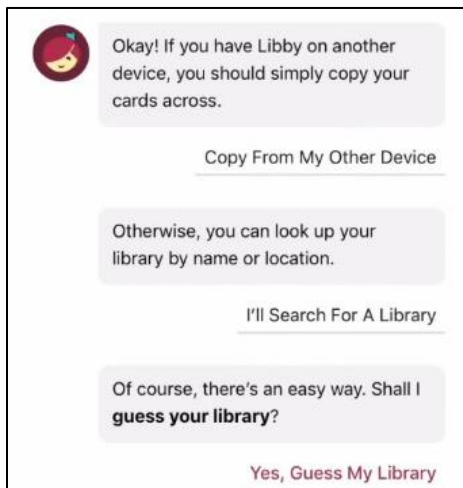
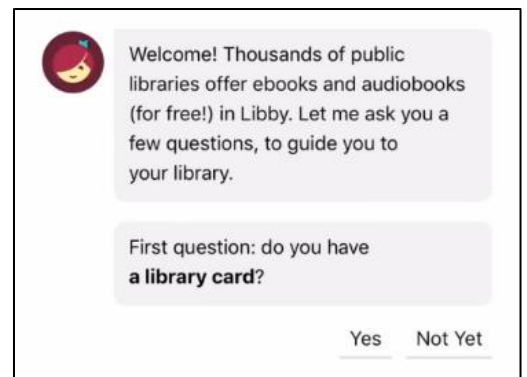
You can access the North Carolina Digital Library on a mobile device by installing the **Libby** app from your device's App store. This app provides a different experience with additional features and settings from the **OverDrive** app.



Search for **Libby, by OverDrive** then download and install the app (for **Apple** devices you may be asked to enter your **Apple ID**).

Once the app is downloaded, you'll see the welcome message and will be asked if you have a library card.

Choose **"Yes"** and you'll be asked to choose your method for accessing your library.

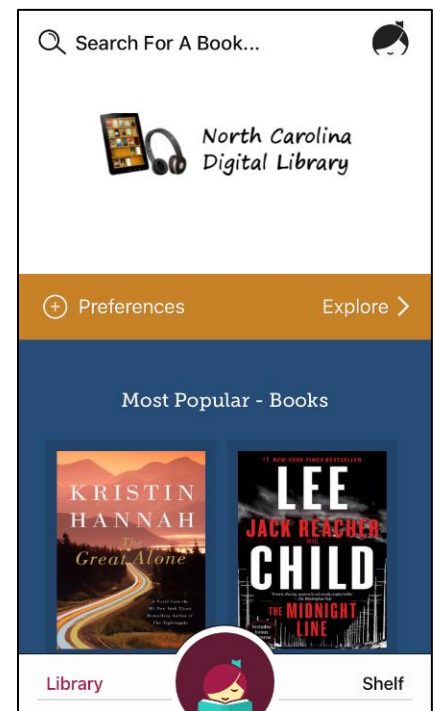


The options are: "Copy From My Other Device" (if you have the OverDrive app on another device), "I'll Search for A Library" (preferred) and "Yes, Guess My Library" (requires accessing your location settings on your device).

Next, you'll see a search box. Type **"high point"** in the box and choose the 2nd library in the list, **North Carolina Digital Library** (NC Kids Digital Library is a collection of children's books only).

Once you choose **North Carolina Digital Library** you're taken to the **Sign In** screen.

Enter your **Library Card** number (with no spaces). Your library and card # will be saved for you. You can search for books!

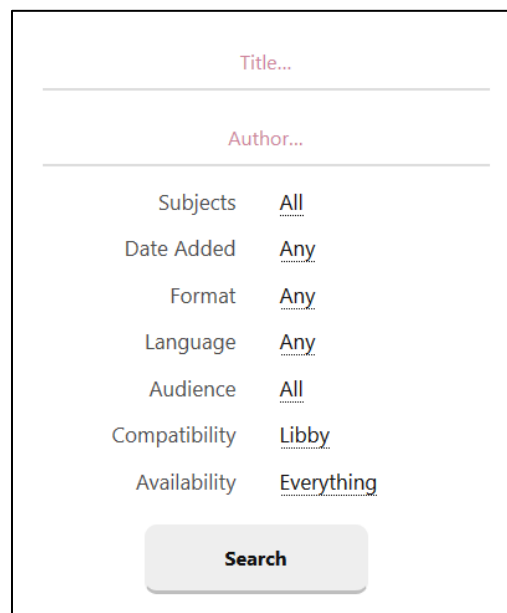


Starting with **Search For A Book...** will allow you to type in a title or name of an author and it will give you a list of books.



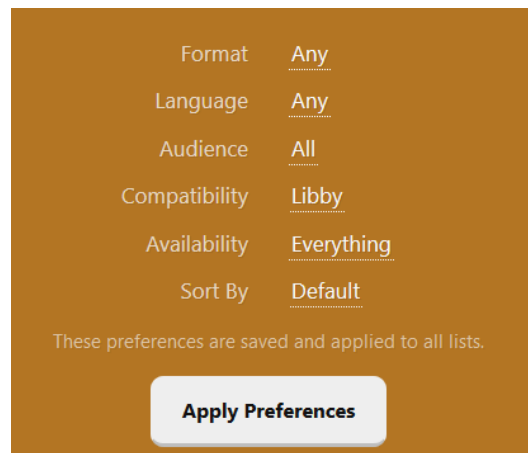
If you'd like to narrow your search, tap **More Options** and you can search by **Subject**, Format, Availability, etc.

Explore > gives you a list of categories to "browse"

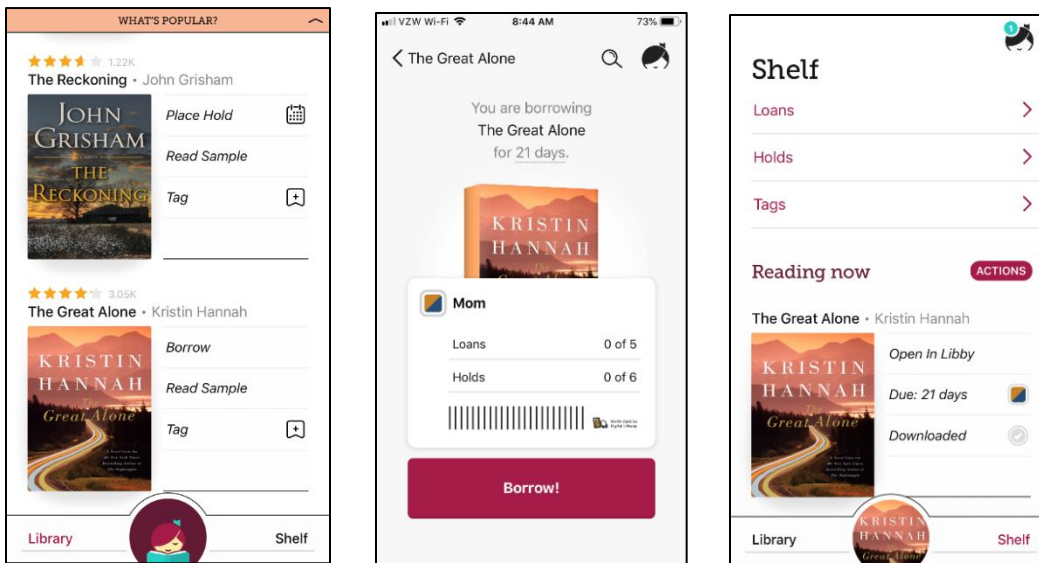


Preferences: Libby allows you to save basic search criteria. Just tap Preferences and a box with several options appears (**Format** and **Availability** are the most popular). Once you've made your choices, tap **Apply Preferences** and they will be saved for you

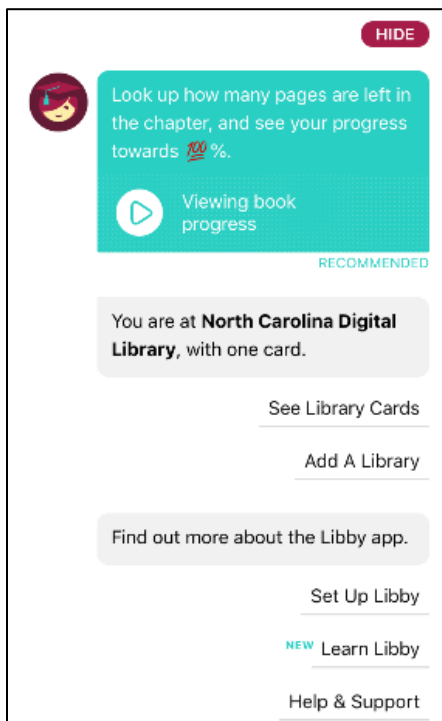
Featured lists: you can scroll through the main page to see select lists, such as **What's New?** **What's Popular?** or **What's Available?**



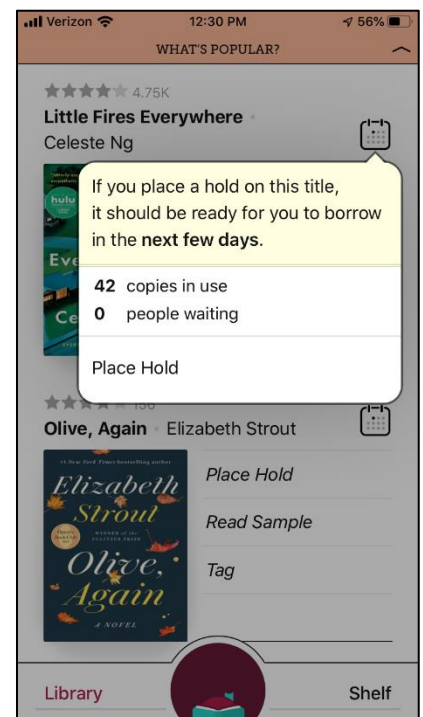

Borrow: Once you've found a title, tap **Borrow** beside its book cover. It will remind you what your loan period is, verify that your library card, then you just tap the **Borrow!** button. You will then find it on your **Shelf**, as well as any titles you have on **Hold**.



Holds: For the titles you have on hold, you'll be able to see an approximate wait time and have the ability to *Manage Holds* (cancel, or suspend). Click on the calendar next to the book cover for an up-to-date estimate of your wait time (the lower number of filled in spaces, the less time you'll have to wait).



Help: To manage Notifications, access Your Libraries (cards and accounts), or for Help & Support (including app setup, learn tips & tricks and get technical assistance, tap the Libby Logo mark in the top right corner of the screen.



For more information about how to use NCDL with Libby or to setup a one-on-one appointment, please contact Julie Raynor at 336-883-3093 or julie.raynor@highpointnc.gov.

